

# A & F WOOD INC.

3333 West Grand River Howell, Mi 48855  
 Phone: 517.618.7861 Fax: 517.618.7860  
 www.afwood.com

Extension kit #752, #753 & #754 Instructions  
 K.D. Pocket Door Frames  
 Fits all K.D. Pocket Door Frames

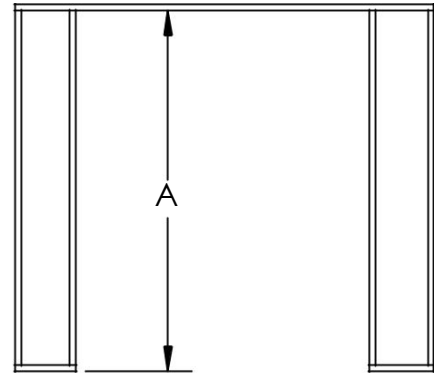
### Installation Instructions

#### Step 1:

Prepare Rough Opening (Special Dimensions)

Nominal Door Height

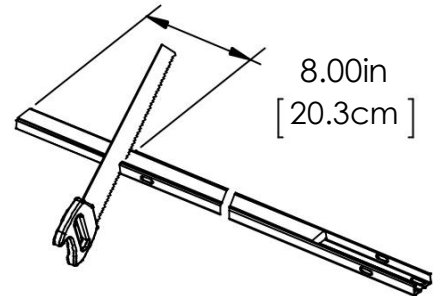
Size	Equation	R.O. (A)
7'0"	Door + 4 1/2" [11.43cm]	88 1/2" [224.8cm]
8'0"	Door + 4 1/2" [11.43cm]	100 1/2" [255.3cm]
9'0"	Door + 4 1/2" [11.43cm]	112 1/2" [285.8cm]



#### Step 2:

Prepare Split Members:

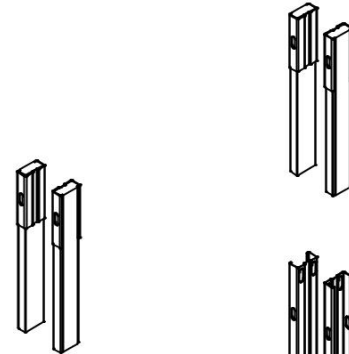
Push wood filler out of steel split member 8"  
 (Split members supplied in pocket door  
 frame.) Cut wood off flush with steel.  
 (Repeat on remaining split members 4 per pocket)



#### Step 3:

Install Extenders:

At opposite ends of cut, insert extenders.



#### Step 4:

Continue with pocket frame installation instructions.

