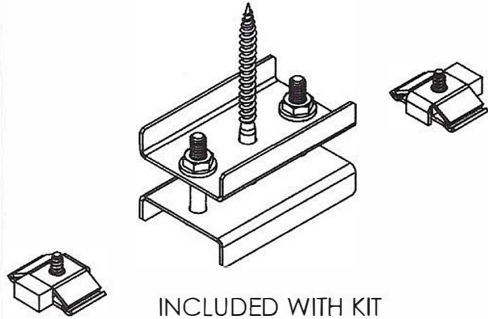
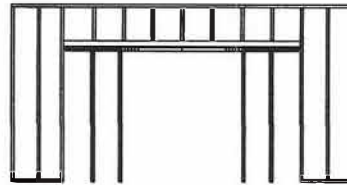


751 CONVERGING KIT

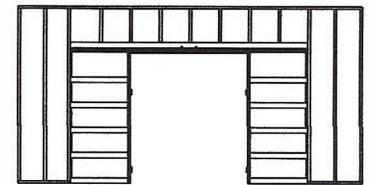
A & F WOOD INC.
 3333 West Grand River Howell, Mi 48855
 Phone: 517.618.7861 Fax: 517.618.7860
 www.afwood.com



INCLUDED WITH KIT

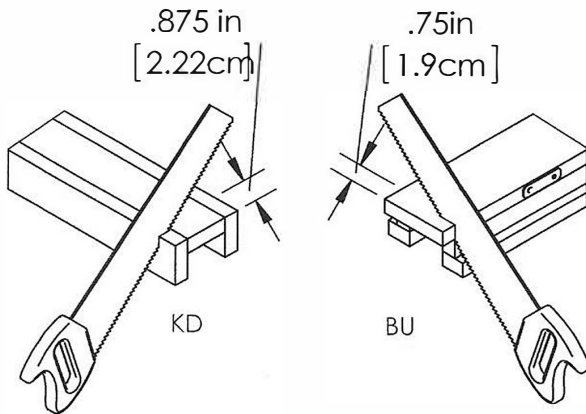


KD



BU

	MANUFACTURE	SERIES	ROUGH OPENING
KD	A & F WOOD	1000KD, 2000KD, 3000KD	4X DOOR WIDTH
BU	A & F WOOD	1000BU, 1750BU, 3000BU	4X DOOR WIDTH + 2" [5.1cm]



.875 in
[2.22cm]

.75in
[1.9cm]

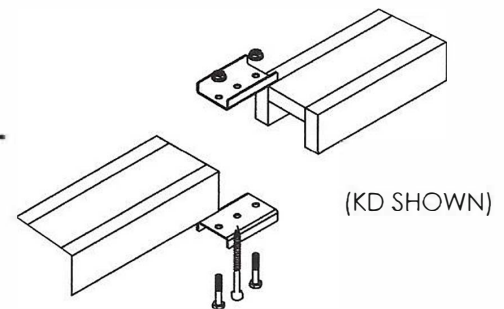
KD

BU

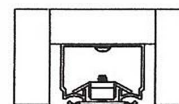
SCHEDULE A			
	MANUFACTURE	SERIES	CUT
KD	A & F WOOD	1000KD, 2000KD, 3000KD	7/8" [2.22cm]
BU	A & F WOOD	1000BU, 1750BU, 3000BU	3/4" [1.9cm]

751 CONVERGING DOOR KIT

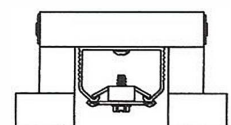
- Cut (see schedule A) from the length of each header (wood part only). Cut ends square to keep header straight when joined.
- Butt cut ends together and insert U channel centered between heads. Using channel as a guide, drill two 3/16" (4.7mm) holes the outer channel holes and thru the header. Insert bolt through these holes and through the top plate. Tighten nuts to form a one-piece header.
- Drill a 1/4" (6.3mm) hole thru the center of the channel where the headers meet. This will enable the lag screw to be fastened into the rough header for increased center support.
- insert stops into track and leave loose until doors are hung, then tighten. Proceed with regular frame assembly instructions.



(KD SHOWN)



KD



BU