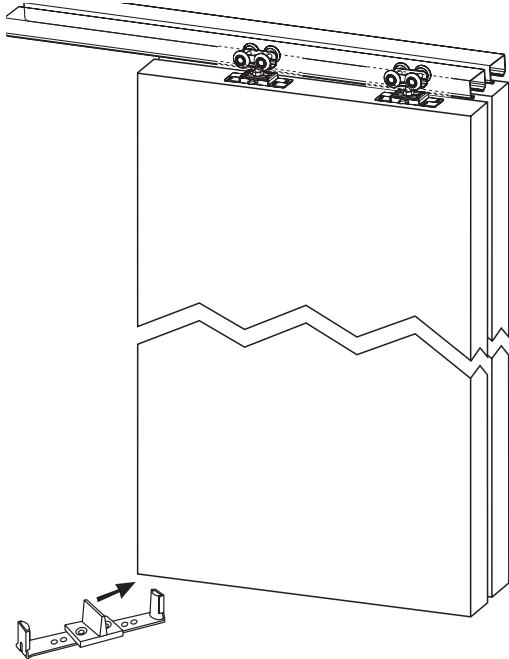


AFW Sliding-Bypass Hardware

4 Wheel 1750 Series By-Pass
150lb. & 250lb. Panel Bypass

For installation of 2 bypassing doors, with 1 3/8" to 1 3/4" thick panels



Features

- 1750 BP150 supports panels weighing up to 150 lbs
- 1750 BP250 supports panels weighing up to 250 lbs
- Large 1" wheels provide smooth action
- Easy-to-install snap-in feature makes hangers a "snap" to install. Vertical adjustments can be made after installation.
- Durable V-groove aluminum track provides smooth, quiet operation
- Track spacer allows for easy installation of 1 3/4" bypass and tri-pass doors (Remove for 1-3/8" Doors)

ANSI Reference

- BPC150N and BPC250N conform to ANSI A156.14 type D8731
- Above with Fascia conform to ANSI A156.14 type D8751

Cross Reference-BP150N

- STANLEY 1700 series • Cox 15 • Crowder C-500
- Grant 7000 • Hager 9602 • Sterling 1754
- Lawrence 581 Track w/HD520

Cross Reference- BP250N

- STANLEY-57/58 • Crowder C-103-4
- Grant 1200 • Hager 9875
- Lawrence - F571/ED520 • Sterling 1876

Sizing Information

To determine panel width:

Panel width = known finished opening width plus 1" per overlap divided by number of panels

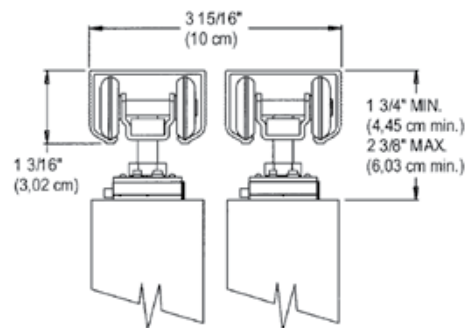
To determine opening width:

Opening width = known finished panel width multiplied by number of panels, less 1" per overlap

Door height = 2 5/8" less than finished opening height

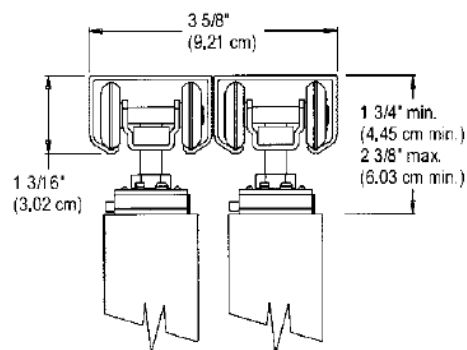
Installation Detail

1 3/4" DOORS



(Track Spacer included for 1-3/4" doors)

1 3/8" DOORS



(1-3/8" Doors - Tracks butt together)

Complete Packaged Sets

150 lb.

CONTRACTOR Box Set with BP150N - 41 Hangers

| Description | Set No. | Case Qty. | Case Weight |
|--------------------|---------------|-----------|-------------|
| 2 Door 48" opening | 4BPK4-01750AL | 7 sets | 30 lbs |
| 2 Door 60" opening | 4BPK5-01750AL | 7 sets | 35 lbs |
| 2 Door 72" opening | 4BPK6-01750AL | 7 sets | 40 lbs |
| 2 Door 96" opening | 4BPK8-01750AL | 7 sets | 45 lbs |

250 lb.

CONTRACTOR Box Set with BP250N - 41 Hangers

| Description | Set No. | Case Qty. | Case Weight |
|--------------------|-----------------|-----------|-------------|
| 2 Door 60" opening | 4BPK5-01750BBAL | 7 sets | 35 lbs |
| 2 Door 72" opening | 4BPK6-01750BBAL | 7 sets | 40 lbs |
| 2 Door 96" opening | 4BPK8-01750BBAL | 7 sets | 45 lbs |